



# Beginning College

2023 Survey of Student Engagement

## First-Year Students

**1,416** First-Year Students were Surveyed

### Student Profile

- 56%** of respondents were female
- 73%** completed at least 1 AP course in high school
- 86%** are first generation students
- 74%** are using grants and scholarships

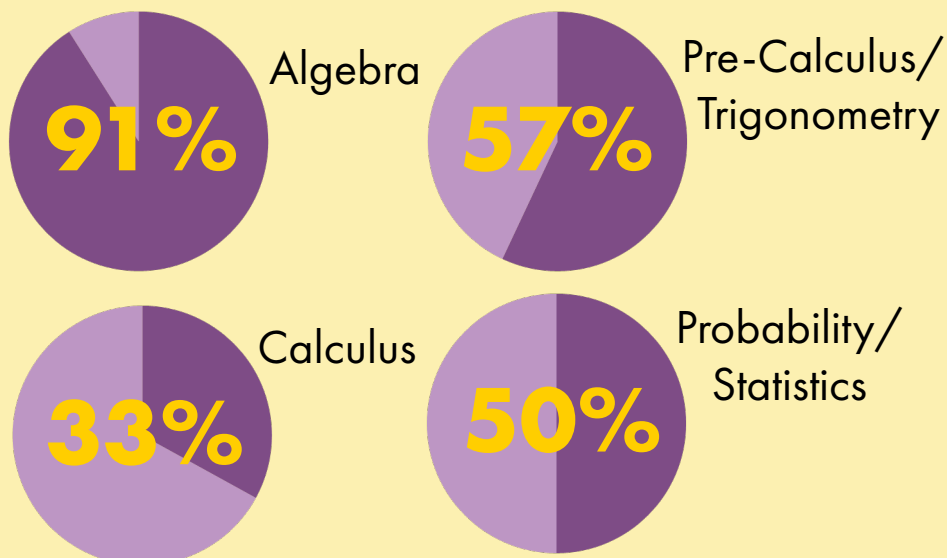


### Our Students' Expectations

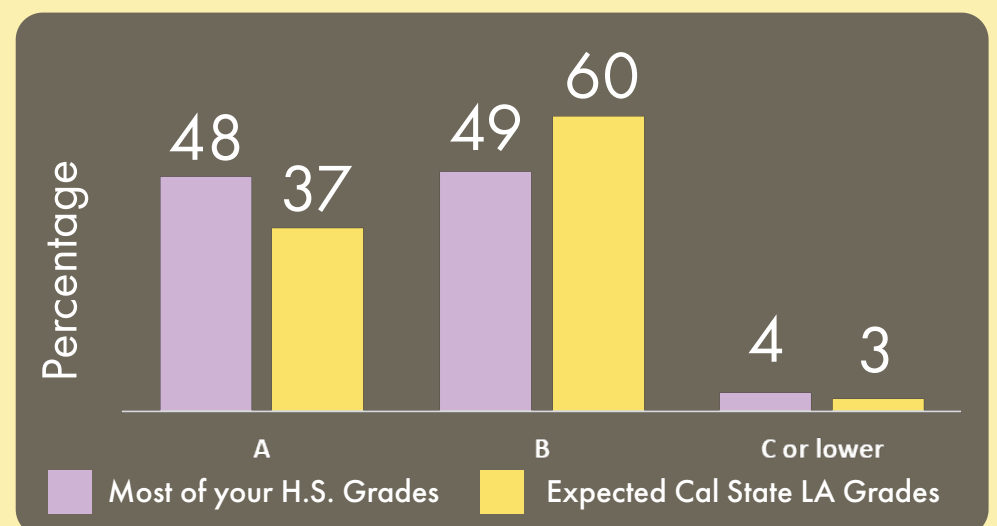
- 82%** expect to graduate from Cal State LA
- 68%** expect to prepare for exams with other students
- 62%** feel that its important that Cal State LA helps students to succeed academically
- 59%** expect to seek help from academic advisors
- 43%** expect to work with a faculty member on activities outside of coursework



### Earned a "C" or Better in H.S.



### High School/College Grades



### High School Habits vs College Expectations

- 23%** spent more than 10 hours a week preparing for class
- 35%** worked for pay in high school
- 25%** spent over 10 hours in co-curricular activities
- 32%** spent more than 10 hours per week relaxing and socializing

- 48%** expect to spend more than 10 hours a week preparing for class
- 68%** expect to work during first year of college
- 17%** expect to spend over 10 hours a week in extracurricular activities
- 27%** expect to spend more than 10 hours a week relaxing and socializing



# Beginning College

2023 Survey of Student Engagement

## Transfer Students

**738** Transfer Students were Surveyed

### Student Profile

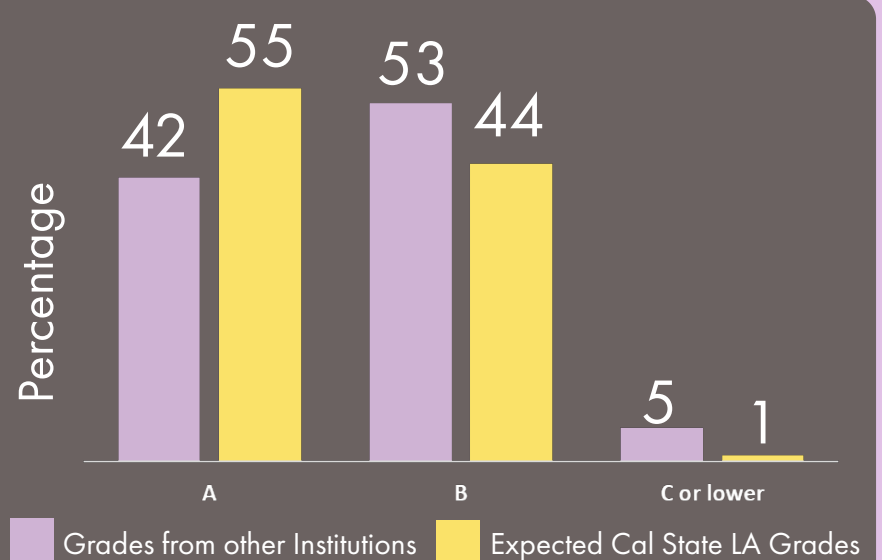
- 62%** of respondents were female
- 95%** transferred from CC or JC
- 81%** are first generation students
- 76%** plan to graduate in 1-2 years
- 98%** plan to graduate from this institution
- 53%** plan to seek help from academic advisors



## Why did you choose Cal State LA?

- 90%** Offers majors interested in
- 88%** Able to transfer all credits
- 79%** Affordability
- 78%** Quality of academic programs
- 78%** Flexibility of scheduling courses
- 77%** Location
- 68%** Able to finish degree quickly
- 48%** Family or personal relationships

## Grades from Other Institutions vs Expected Cal State LA Grades



## College Expectations

- 74%** expect to spend more than 10 hours a week preparing for class
- 80%** expect to be working for pay
- 15%** expect to spend over 10 hours a week in extracurricular activities
- 22%** expect to spend more than 10 hours a week relaxing and socializing

## Highest Causes of Stress

- 62%** balancing school and other commitments (work, family, etc)
- 47%** not having enough money for college expenses (tuition, fees, books, etc)
- 37%** not having enough money for basic needs (housing, food, and transportation)
- 28%** commuting to campus