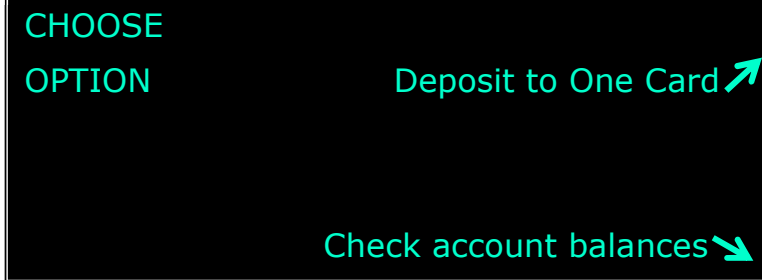
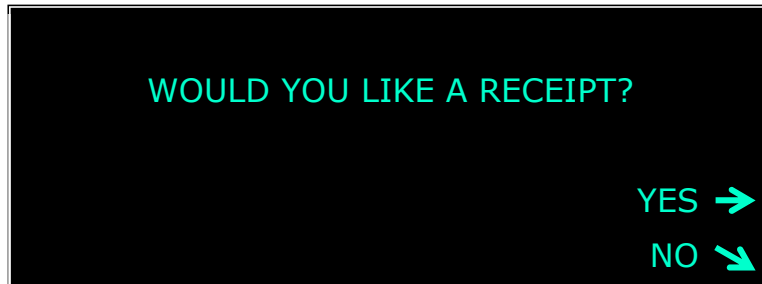


Loading Eagle Dollar\$ to your One Card

1. Press "Deposit to One Card" button.

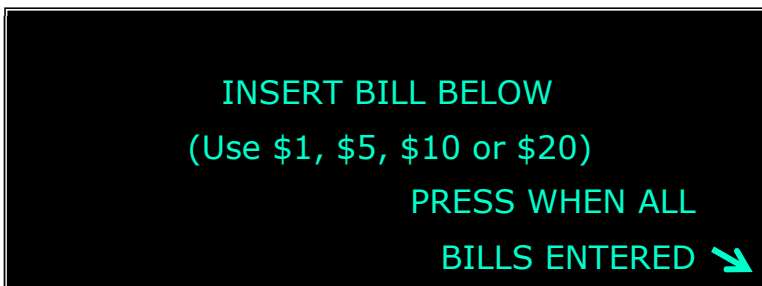


2. Choose whether you would like to receive a receipt.



3. Swipe your One Card, with the mag-stripe to the right.

4. Insert your money, and
"PRESS WHEN ALL BILLS ENTERED" button



5. Take your receipt (If applicable).



Value Transfer Stations Are Located Conveniently Throughout Campus

Golden Eagle One Card Office – Student Services

Building, Room 2232

JFK Library – Library North 1st Floor & 3rd Floor

Forensic Lab

ECST Open Access Lab – E&T C255 Annex

Open Access Lab – ST 191 Salazar Hall

Open Access Lab – SH C258 University

Student Union – 1st Floor Lobby

The Eagle Dollar\$ program is administered by Cal State LA's Golden Eagle One Card Office. For questions regarding your EAGLE DOLLAR\$ account, please contact us at 343-6800 or visit us at Student Services Building, Room 2232 Monday - Friday 8:00 am – 5:00 pm